

Biesheuvel Autosport  
Installation Number

**30358**

# SAFETY CAGE SPECIFICATION

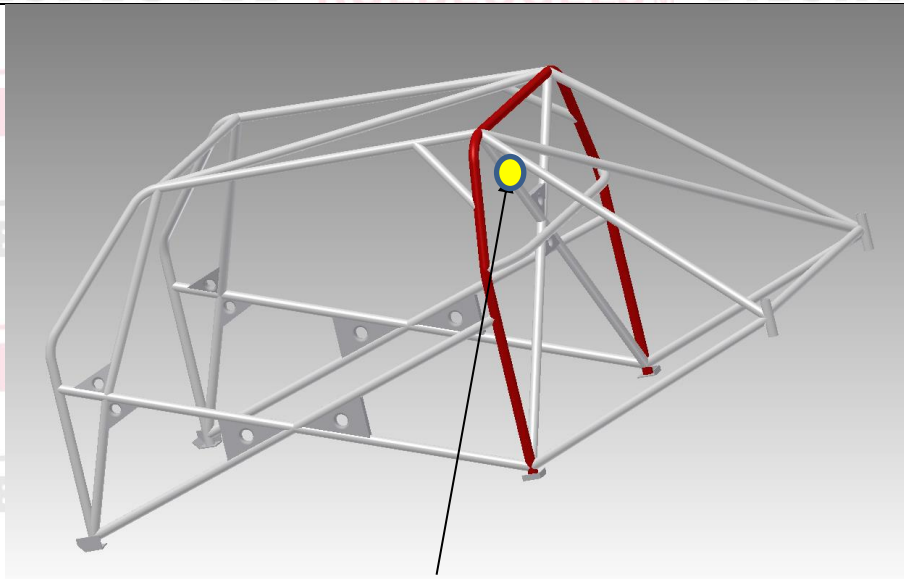
Biesheuvel Autosport is a  certified company for installations off roll-bars  
This roll bar is built in under Annexe J artikel 253 self construction

Safety Cage Manufacturer	<b><u>Biesheuvel Autosport</u></b>
Address	<b><u>Rijksweg 37</u></b> <b><u>4255 GE Nieuwendijk</u></b> <b><u>Netherlands</u></b>
Phone n° + Email	<b><u>0031 183 403400</u></b> <b><u>info@biesheuvel.nl</u></b>



The structure shown on this form is manufactured for the following vehicle:

Make	<b><u>BMW</u></b>	Model	<b><u>E 30</u></b>	Year/Model Identifier	<b><u>1985</u></b>
Vehicle Homologation Number(s)* *if applicable		<b><u>N/A</u></b>			

Drawing of front ¾ view of the Complete Structure showing the location of the identification plate



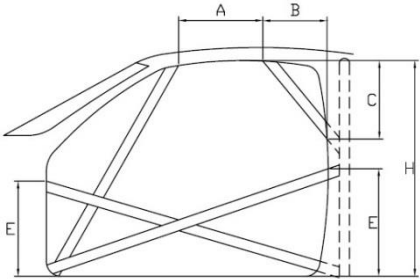
**30358**



Biesheuvel Autosport  
Installation Number

**30358**

**DETAILS OF STRUCTURE**

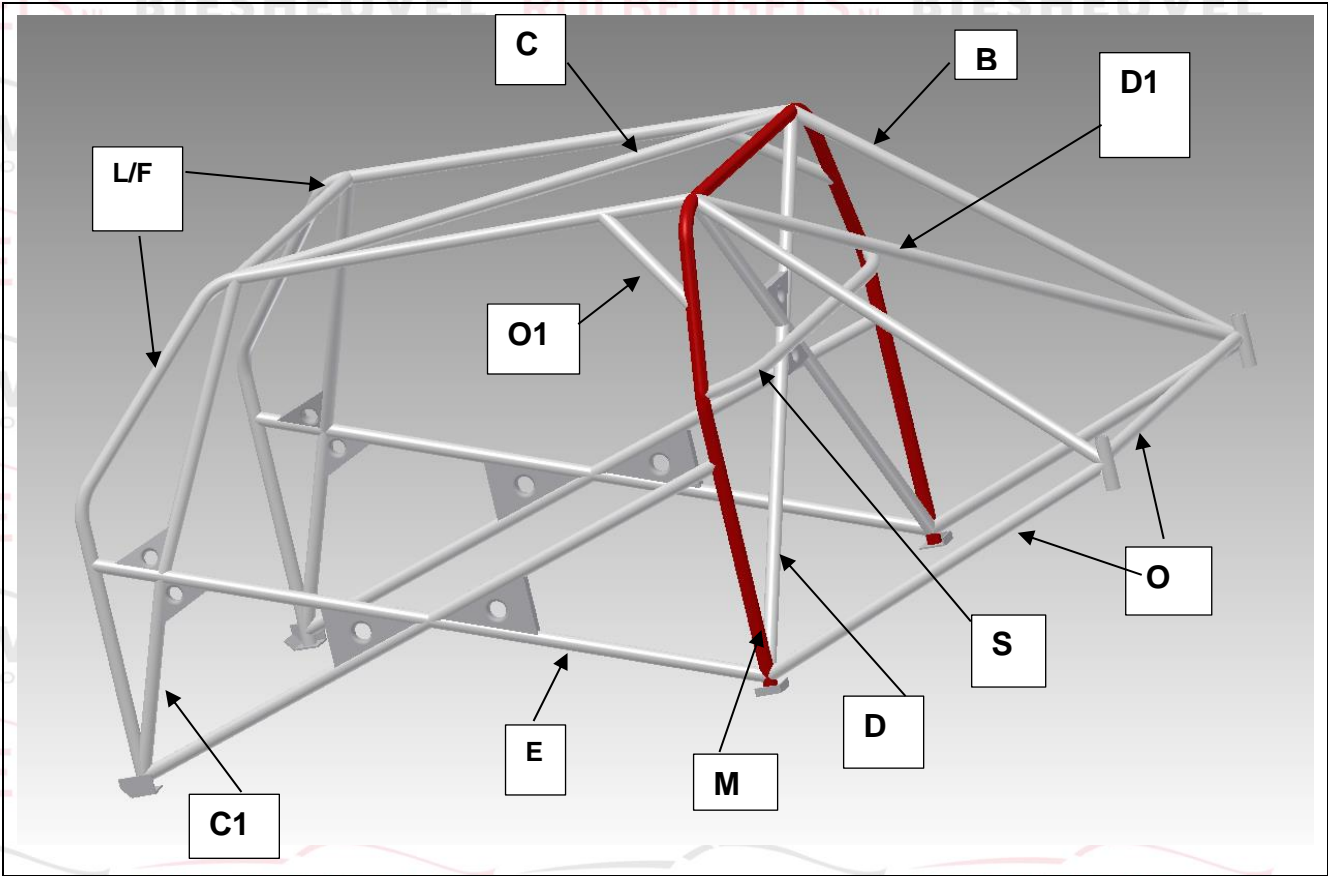



A = 550 mm      B = 150 mm  
 C = 170 mm      E = 300 mm  
 H = 920 mm      (E is highest figure only)

All Dimensions ± 5mm

Method of attachment to Body Shell	<u>Welded</u>
Weight of Safety Cage, inc. fastenings	<u>55</u> kg

**LABELLED DRAWING OF THE SAFETY CAGE STRUCTURE SHOWING ALL TUBING DIMENSIONS**





Biesheuvel Autosport  
Installation Number

**30358**

All Dimensions $\pm 0.1\text{mm}$		Show location of each type on drawing			
Tube / Member	Label	Grade of Steel	External Diameter (OD)	Wall Thickness	Min. Tensile Strength
Main Rollbar	<u>M</u>	<u>E235EN/10305-1</u>	45.0 mm	2.5 Mm	480 N/mm <sup>2</sup>
Front/Lateral Rollbar	<u>L/F</u>	<u>E235EN/10305-1</u>	40.0 mm	2.0 Mm	480 N/mm <sup>2</sup>
Backstays	<u>B</u>	<u>E235EN/10305-1</u>	40.0 mm	2.0 Mm	480 N/mm <sup>2</sup>
Main rollbar Diagonal members	<u>D</u>	<u>E235EN/10305-1</u>	40.0 mm	2.0 Mm	480 N/mm <sup>2</sup>
Backstay Diagonal members	<u>D1</u>	<u>E235EN/10305-1</u>	40.0 mm	2.0 Mm	480 N/mm <sup>2</sup>
Roof Reinforcements	<u>C</u>	<u>E235EN/10305-1</u>	40.0 mm	2.0 Mm	480 N/mm <sup>2</sup>
Doorbars	<u>E</u>	<u>E235EN/10305-1</u>	40.0 mm	2.0 Mm	480 N/mm <sup>2</sup>
Windscreen Pillar Reinforcements	<u>C1</u>	<u>E235EN/10305-1</u>	40.0 mm	2.0 Mm	480 N/mm <sup>2</sup>
Harness Bar	<u>S</u>	<u>E235EN/10305-1</u>	40.0 mm	2.0 Mm	480 N/mm <sup>2</sup>
OPTINAL TUBES	<u>O</u>	<u>E235EN/10305-1</u>	40.0 mm	2.0 Mm	480 N/mm <sup>2</sup>
OPTINAL TUBES	<u>O1</u>	<u>DIN2391 25CRM04</u>	30.0 mm	1.5 Mm	876 N/mm <sup>2</sup>
			mm	Mm	N/mm <sup>2</sup>
			mm	Mm	N/mm <sup>2</sup>
			mm	mm	N/mm <sup>2</sup>
			mm	mm	N/mm <sup>2</sup>
Total length of all tubes < 40 mm OD			mm	<b>15 m maximum</b>	

**PHOTO 1**  
FRONT ¾ VIEW OF CAGE



**PHOTO 2**  
REAR ¾ VIEW OF CAGE



**PHOTO 3**  
VIEW FROM SIDE OF CAR




**PHOTO 4**  
MAIN ROLLBAR TO FLOOR ATTACHMENT





**PHOTO 5**  
REAR BACKSTAY TO BODYSHELL ATTACHMENT



**PHOTO 6**  
FRONT ROLLBAR TO FLOOR ATTACHMENT






Biesheuvel Autosport  
Installation Number

**30358**

**PHOTO 7**  
FRONT ROLLBAR TO "A" PILLAR ATTACHMENT



**PHOTO 8**  
MAIN ROLLBAR TO "B" PILLAR ATTACHMENT



**PHOTO 9**  
ATTACHMENT TO FRONT SUSPENSION



**PHOTO**  
Chassis Identification Number





**PHOTO 10**  
ANTI-INTRUSION DOORBAR - DRIVER



**PHOTO 11**  
ANTI-INTRUSION DOORBAR – CO-DRIVER





Biesheuvvel Autosport  
Installation Number

**30358**

**PHOTO 12**  
SHOULDER HARNESS ATTACHMENT - DRIVER



**PHOTO 13**  
SHOULDER HARNESS ATTACHMENT - CO DRIVER



**PHOTO 14**  
LOCATION OF IDENTIFICATION PLATE




**PHOTO 16**  
DETAILS OF IDENTIFICATION PLATE





**PHOTO 17**  
OTHER DETAILS OF CAGE



**PHOTO 18**  
OTHER DETAILS OF CAGE





Biesheuvel Autosport  
Installation Number

**30358**

V.I.N. or Chassis Identification Number	<u>WBAA8310200845265</u>
Safety cage identification Number	<u>30358</u>

**MANUFACTURER'S DECLARATION AND DETAILS:**

I declare that the Safety Cage Structure described on this form and fitted to the vehicle described above:

- was constructed and installed in accordance with the specifications and design shown herein.
- has been manufactured so that all aspects of the Safety Cage design, including configuration and strength requirements and welded and demountable joints and mountings, will be in conformity with the requirements of the FIA Homologation Regulations for Safety Cages.
- has been identified by an engraved plate bearing the name or logo of the manufacturer, ( Biesheuvel Autosport)

Manufacturer's Name	<u><b>Biesheuvel Autosport</b></u>	<p>Insert Manufacturer Stamp here</p>
Address	<u><b>Rijksweg 37</b></u> <u><b>4255 GE Nieuwendijk</b></u> <u><b>Netherlands</b></u>	
Phone n° + Email	<u><b>0031 183 403400</b></u> <u><b>info@biesheuvel.nl</b></u>	
Signature:	Insert signature here	
Name of Signatory#:	<u><b>N Biesheuvel</b></u>	

**MANUFACTURER'S AGENT:** (For Safety Cages installed by an Agent)

The following Agent is authorised to act on the manufacturer's behalf to install this Safety Cage design.

Agent's Name	<u><b>GB Metaal Techniek</b></u>
Address	<u><b>Bredesteeg 2</b></u> <u><b>4255 GH Nieuwendijk</b></u> <u><b>Netherlands</b></u>
Phone n° + Email	<u><b>0031 622607952</b></u> <u><b>info@rolbeugels.nl</b></u>

**Instructions to the installer of the Safety Cage**

Empty box for instructions to the installer of the Safety Cage.

# BIESHEUVEL

A U T O S P O R T

